

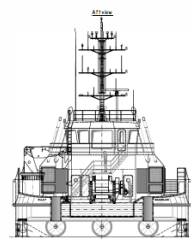
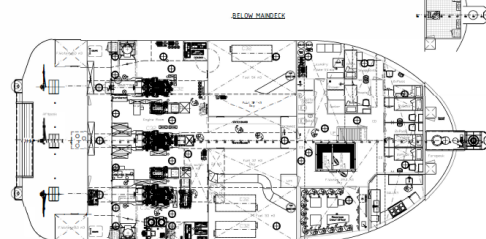
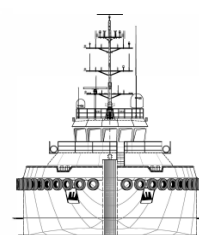
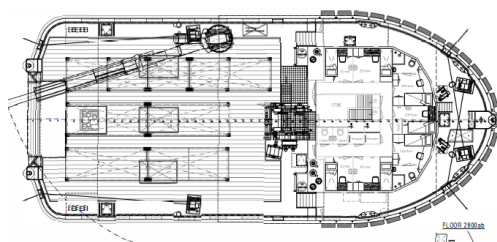
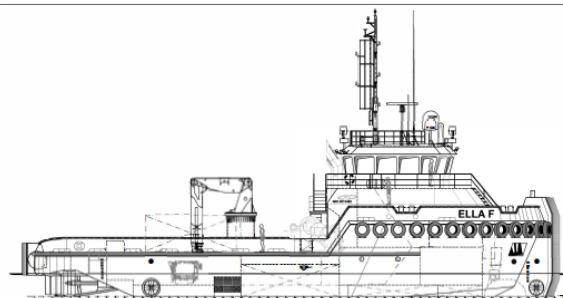


Ella F

Neptune 35m Ultra Shallow Draft DpII MPSV

Ella F is a revolutionary new evolution in workboat design, the concept delivers a vessel with the power of a tug, the versatility of a shoalbuster, and yet she is still able to operate in the shallow water that is normally reserved for small multcats. A truly unique and ground breaking concept. Ella F is also an ideal option for Survey work and or UXO Clearance

Deck Layout

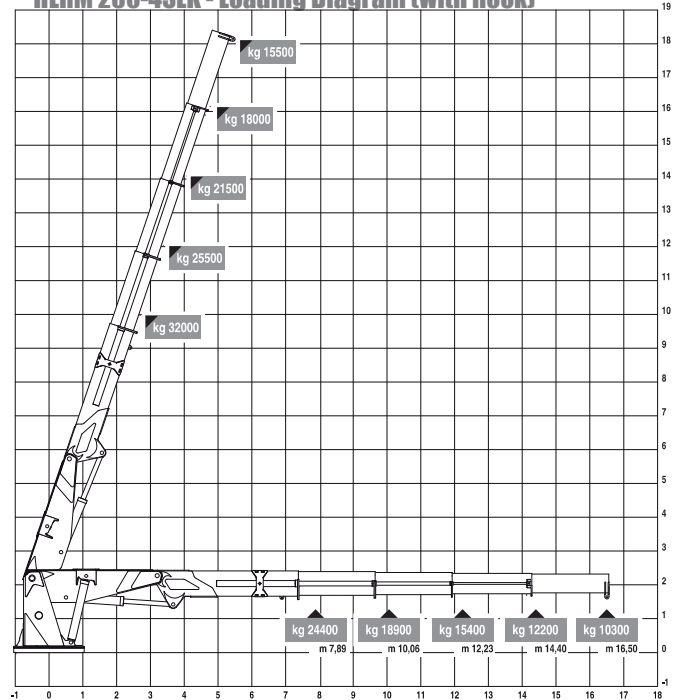


Specifications

Boat Name	Ella F
Port of Registry	Maassluis
Type or Description	Neptune 35m Ultra Shallow Draft DpII MPSV
IMO Number	9813498
SI Number	57854
Call Sign	PBMN
MMSI	244020028
Build Date	March 2017
LOA	37.40 meters
Beam	15.00 meters
Draft	Sides / 2.9 meters
	Aft / 1.4metres
Deck Space/Area	300 meters ²
Deck Load	5 tonne per meter ²
Class	Bureau Veritas 1 + Hull & Machinery Tug - Unrestricted navigation - AUT - UMS, Dynapos AM/ATR
Propulsion	3 x Caterpillar C32 2907 kw / 3900 Hp
Bowthrusters	1 x 275 kw Tunnel & 1 x 360° grid 275 kw
Sternthrusters	2 x 275 kw Tunnel
Cooling	1 Cg keel & air cooled
Speed	10.0 knots approx
Bollard Pull	31 tonne
Generator(s)	3 x Caterpillar C9 + 1 x Caterpillar C32
Deck Equipment	Crane
	Heila HLRM 230 – 4SLK with St Crane Winch
	10.3 tonnes @ 16.5 meters ~ 24.4 tonnes @ 7.89 meters
	Winches
	100 tons Ridderinkhof Anchor Winch @ 7m/18m per min
	64 tons Ridderinkhof Towing winch @ 11m/28m per min
	15 tonne Brevini Tugger winch
Store/Workshop Area	Yes
Fuel Capacity	173metre ³
Water Capacity	85 metre ³
Navigation Equipment	2 x DP II Independent Systems with integrated auto-pilot
	1 x DP II Sub-System with integrated auto-pilot
	2 x Radar connected to chart plotter with overlay
	1 x Radar Sub-system
	2 x Satcom C Units
	3 x Independent rudder indicators
	1 x Integrated fan beam monitor, control & fan beam on board
	Magnetic & Electronic compass's
	2 x GPS Units
	Electronic chart plotter & Watch keeper alarm
	Echo sounder
	AIS, Navtex, Speed log, & Talk-back unit
Comms Equipment	3 x Fixed VHF radio + 5 hand held VHF Radios
	2 x Emergency GMDSS VHF Radios
	Cell (GSM) phone
	Satellite phone
	SSB radio
	Email
Other Equipment	1 x integrated monitor, to connect with client equipment
	2 x 2.3t Ridderinkhof Windlass @ 10m per min
	Stern roller
	35ton Towing hook/bit
	Aft hydraulic chain stopper & towing pins
	Deck flood lights
	Fwd & Aft Search lights
	Heated & Air conditioned sleeping accommodation & messing facilities for 21 Persons
Accommodation	Professional kitchen with stores elevator & walk in refrigeration
	Fresh Water making facilities and sewage plant on board
	On Board Hospital

Crane Lifting Capacity

HLRM 230-4SLK - Loading Diagram (with hook)



HLRM 230-4SLK - Loading Diagram (with winch)

